WEB BROWSING

UNIT 9



AGENDA

Learn the different types of web browsers;

Extend the terms related to the topic;

Use past simple to describe the process.

Fill in the table finding out more information about the variety of web browsers

Name of web browser	Pros	Cons
Google Chrome		
Microsoft Edge		
Vivaldi		
Safari		
Mozilla Firefox		
Opera		

Build Your Vocabulary.

HYPERTEXT MARKUP LANGUAGE, A STANDARDIZED SYSTEM FOR TAGGING TEXT FILES TO ACHIEVE FONT, COLOUR, GRAPHIC, AND HYPERLINK EFFECTS ON WORLD WIDE WEB PAGES.







***HTTP** STANDS FOR **H**YPER **T**EXT **T**RANSFER **P**ROTOCOL*

HTTP REQUEST / RESPONSE

COMMUNICATION BETWEEN CLIENTS AND SERVERS IS DONE BY **REQUESTS** AND **RESPONSES**:

1. A CLIENT (A BROWSER) SENDS AN **HTTP REQUEST** TO THE WEB
2. A WEB SERVER RECEIVES THE REQUEST
3. THE SERVER RUNS AN APPLICATION TO PROCESS THE REQUEST
4. THE SERVER RETURNS AN **HTTP RESPONSE** (OUTPUT) TO THE BROWSER
5. THE CLIENT (THE BROWSER) RECEIVES THE RESPONSE

A HYPERLINK IS AN ELEMENT IN AN HTML DOCUMENT THAT LINKS TO EITHER ANOTHER PORTION OF THE DOCUMENT OR TO ANOTHER DOCUMENT ALTOGETHER.

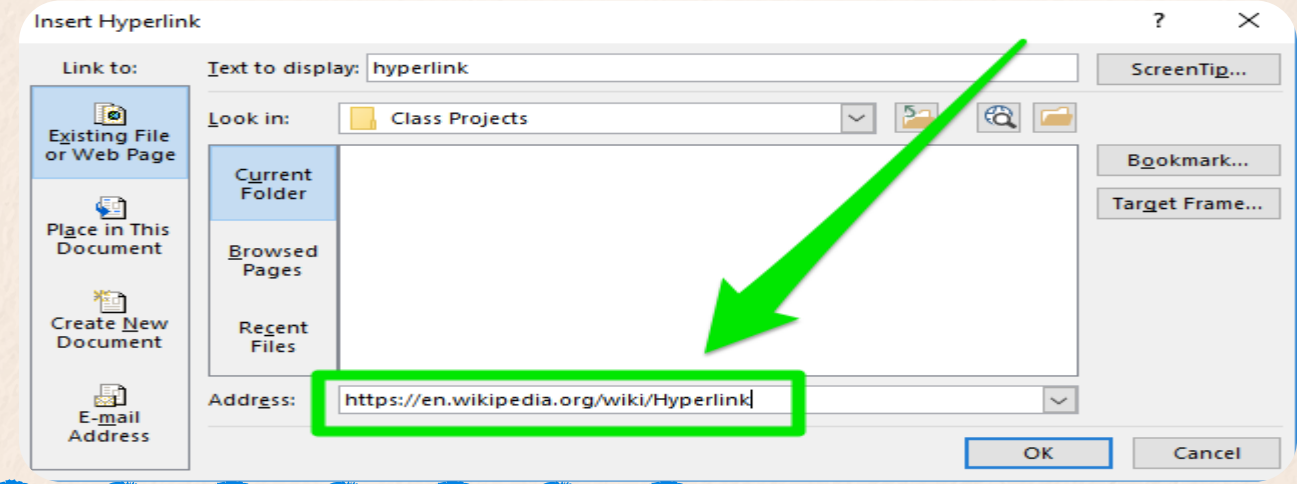

META TAGS ARE SNIPPETS OF TEXT THAT DESCRIBE A PAGE'S CONTENT; THE META TAGS DON'T APPEAR ON THE PAGE ITSELF, BUT ONLY IN THE PAGE'S SOURCE CODE. META TAGS ARE ESSENTIALLY LITTLE CONTENT DESCRIPTORS THAT HELP TELL SEARCH ENGINES WHAT A WEB PAGE IS ABOUT.

```
<head>
    <meta charset="UTF-8">
<meta name="description" content="Free W
    tutorials">
<meta name="keywords" content="HTML, CS
    JavaScript">
  <meta name="author" content="John Doe"
<meta name="viewport" content="width=dev
    e-width, initial-scale=1.0">
```

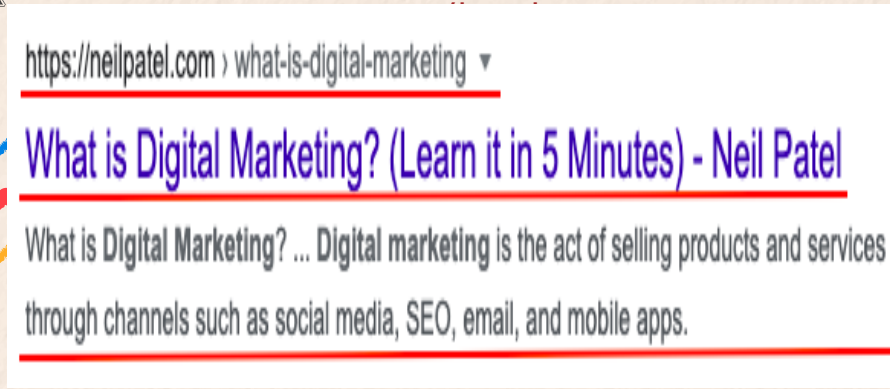

***URL**: (UNIVERSAL RECOURSE LOCATOR)*

UNIQUE ADDRESS FOR A WEB PAGE. A URL CONTAINS THE PROTOCOL USED, THE HOST NAME OF THE WEB SERVER, THE NETWORK NAME, AND THE PATH AND FILENAME OF THE REQUESTED FILE. ALSO KNOWN AS AN INTERNET ADDRESS OR WEB ADDRESS. THE URL MAKES IT POSSIBLE FOR A COMPUTER TO LOCATE AND OPEN A WEB PAGE ON A DIFFERENT COMPUTER ON THE INTERNET. AN EXAMPLE OF A URL IS HTTPS://WWW.COMPUTERHOPE.COM



Image courtesy: hvisionlaunch.com



THE ***WORLD WIDE WEB (WWW)***, COMMONLY KNOWN AS THE **WEB**, IS AN INFORMATION SYSTEM ENABLING DOCUMENTS AND OTHER WEB RESOURCES TO BE ACCESSED OVER THE INTERNET.

WHAT IS WEB HOSTING?



Types Of Web Hosting

A ***WEB HOSTING SERVICE*** IS A TYPE OF INTERNET HOSTING SERVICE THAT HOSTS WEBSITES FOR CLIENTS, I.E. IT OFFERS THE FACILITIES REQUIRED FOR THEM TO CREATE AND MAINTAIN A SITE AND MAKES IT ACCESSIBLE ON THE WORLD WIDE WEB . COMPANIES PROVIDING WEB HOSTING SERVICES ARE SOMETIMES CALLED *WEB HOSTS*.

A ***WEB BROWSER*** TAKES YOU ANYWHERE ON THE INTERNET, LETTING YOU SEE TEXT, IMAGES AND VIDEO FROM ANYWHERE IN THE WORLD.



Vocabulary

3 Match the words (1-5) with the definitions (A-E).

1 C hyperlink
2 A website
3 D HTML
4 E web host
5 B web browser

A a collection of related Internet pages
B a program that lets you look at web pages
C a word/image that you can click on to navigate
D a computer language used to make web sites
E a company that provides space for a website

4 Choose the word that is closest in meaning to the underlined part.

1 The text used in webpage codes that provide information to search engines gives us high search rankings.
A hyperlink B meta tag C web host

2 Type a word into the computer program that allows people to look for particular information to find a web site.
A search engine B http C website

3 Our website is very popular on the system of information that is available on the Internet.
A meta tag B hyperlink C www

4 The company's text and symbols that form a web address is http://tbbrownincorp.com.
A URL B search engine C web host

5 Please begin the web address with the part of the web address that allows the computer to connect to the site.
A HTML B web browser C http



BEFORE YOU READ THE PASSAGE, TALK ABOUT THESE QUESTIONS



1. When do you browse the web at work?

2. What kind of things do you browse for?



2 Read the email from the IT department of T.B. Brown Inc. Then, mark the following statements as true (T) or false (F).

1 T T.B. Brown Inc. now has a different URL.

2 F The hyperlinks navigate away from the original page.

3 F The web site now has fewer meta tags.

LISTENING

LISTEN TO A CONVERSATION BETWEEN TWO EMPLOYEES OF T.B. BROWN INC. CHOOSE CORRECT ANSWERS



1. What is the main idea of the dialogue?

A. how to compose a memo

B. the importance of meta tags

C. finding a better search engine

D. what a hyperlink is

2. What does the man say about the website?

A. It displays larger meta tags.

B. It contains more hyperlinks.

C. It has larger web pages available.

D. It appears near the top of search results.



Answers: 1. meta tags 2. new website 3. search engines 4. site 5. click on

Listen again and complete the conversation

Bob: Hi Susan! Did you receive the staff email?

Susan: Yes, and I have a question, Bob.

Bob: Okay, no problem. What is it?

Susan: I don't even know what **1)** _____ _____ are. Why are they important?

Bob: They're descriptive words on the **2)** _____ _____. They make the site rank higher in **3)** _____ _____ .

Susan: You mean our **4)** _____ appears at the top of the search results?

Bob: Exactly. Customers **5)** _____ _____ our hyperlink first.

Susan: That's good news for our sales department.

Boost your vocabulary

- Ask one of the students to be a volunteer to find out the term that will be written on the board by staying back to the board. The other students need to provide definitions of the written word so that the volunteer can find it.

Grammar Focus: Past Simple in the active and passive voice

The past simple tense is used to talk about actions or events that happened and were completed in the past.

When to Use the Past Simple Tense:

- **Completed Actions;**
- **Past Habits;**
- **Series of Completed Actions.**

- For regular verbs, you usually add "-ed" to the base form of the verb.
- **Example**: Walk → Walked, Play → Played
- Irregular verbs have their own unique past simple forms. They don't follow the "-ed" rule.
- **Example**: Go → Went, Eat → Ate

Active Voice:

Affirmative (+)	Negative (-)	Question (?)
I searched for information about web browsers yesterday.	I didn't search for information about web browsers yesterday	Did you search for information about web browsers yesterday?

Passive Voice:

In passive voice, the subject of the sentence receives the action.

S+ was/were + Past Participle

Positive (+)	Negative (-)	Question (?)
The new browser version was released last month.	The new browser version was not released last month.	Was the new browser version released last month?

- **Explanation:** In this sentence, "The new browser version" (the subject) is receiving the action of being released. "Was released" is the passive voice past simple form, indicating that someone released the browser version (though the doer of the action is not explicitly mentioned).
- **Keywords:** yesterday, last (day, week, month, year), a day (week, month, year) ago.

Put the verbs in brackets into the correct past tense form active or passive

1. While the experiment with a new computer _____ (carry out) nobody left the laboratory. 2. A new type of computing equipment _____ (produce) at our university last year. 3. At that time scientific work _____ (do) mostly by large groups of researchers. 4. The business letter _____ (receive) before you came. 5. Interesting research in the field of communication _____ (do) at our University two years ago. 6. We _____ (look) for a simpler method of solution but could not find it. 7. Prospects of using smiles _____ (understand) already by everybody by the end of the previous millennium. 8. Our engineers _____ (develop) a new type of electronic device.

Answers: 1. was carried out; 2. was produced; 3. was done; 4. was received; 5. was done; 6. looked; 7. were understood; 8. developed

Transform the following sentences from the active voice to the passive voice. Use the past simple tense in your passive voice constructions

1. The developer created the new website layout last month.
2. The team designed the user interface for the mobile application.
3. The client approved the final design after several revisions.
4. The designers updated the website to improve its responsiveness.
5. The company launched the new online store last week.

Watch the video below to learn more about browser tracking and be ready to play tic & toe

SPEAKING

USE LANGUAGE SUCH AS:

I don't even know what meta tags are.

Our site appears at the top of the search results.

Customers click on our hyperlink first.

Student A: You are a T.B. Brown Inc. employee. You want to know more about meta tags and the company's website. Talk about:

- meta tags
- search engines
- search results

Make up a name for your co-worker.

Student B: You are an IT department employee. Answer A's questions.

Make up a name for your co-worker.

Writing

9 Use the conversation from Task 8 to fill in the email.

Dear Anvar,

Thanks for explaining what the meta tags are. I had no idea they were so important. Now, I can see why our website appears at the top of the search results. There are some pretty good descriptive words on the new website. Anyway, as long as customers keep clicking on first, our hyperlink it'll be good for business!

Regards,

_____



Home assignment

Research and write a timeline or infographic illustrating the evolution of web browsers from the early days to the present. You should include key milestones, technological advancements, and the impact of major browser wars.




IMAGES &
GRAPHIC
DESIGN

Agenda

1

Understanding the role of images in graphic design;

2

Explaining image resolution and its impact on quality;

3

create effective visual designs.

Discuss why images are important in communication and design (to convey information, attract attention, etc.).



LET'S TALK ABOUT THESE QUESTIONS

What are some reasons people edit images?

How do people edit their picture?



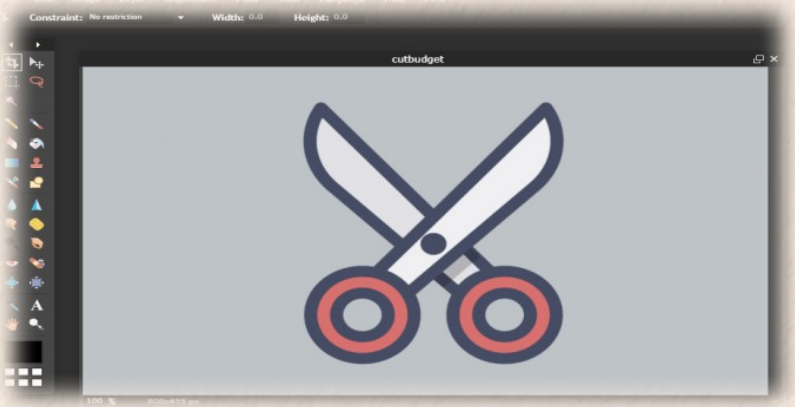



RESOLUTION – IS THE ABILITY OF A COMPUTER OR CAMERA TO PRODUCE A CLEAR AND DETAILED IMAGE

CONTRAST – IS THE AMOUNT OF DIFFERENCE BETWEEN THE DARK AREAS AND LIGHT AREAS OF AN IMAGE

CROP – IS TO CUT OFF UNWANTED PARTS OF AN IMAGE

TINT – IS A SMALL AMOUNT OF COLOR IN SOMETHING

JPEG – (JOINT PHOTOGRAPHIC EXPERTS GROUP) IS A KIND OF COMPUTER FILE USED TO STORE PICTURES ON A COMPUTER

EXPOSURE – IS THE LENGTH OF TIME FILM IS OPEN TO LIGHT WHEN TAKING A PICTURE

Match the words with the definitions (A-F).

A. images on a computer, in a book or magazine, etc. _____

B. a small dot that makes up part of an image on a computer screen _____

C. a file used to store pictures on a computer _____

D. the length of time film is open to light when taking a picture _____

E. a small amount of a color in something _____

F. a computer or camera's ability to produce a clear picture _____

1. Tint
2. Exposure
3. Pixel
4. JPEG
5. Graphics
6. Resolution

A- 5; B-3; C -4;
D -2; E- 1; F – 6.

Fill in the blanks with the words and phrases from the word bank

crop	contrast	graphic editing program	resize

1. It’s hard to see the details of this picture. Please _____ it so that it is bigger.
2. I want to edit my pictures. I need a _____.
3. I don’t like the background of this picture. Let’s _____ it out.
4. This picture is too dark. Make the _____a little lighter.

Answers: 1. resize; 2. graphic editing program; 3. crop; 4. contrast

RACING





Reading

Images play a crucial role in graphic design, where pixels form the building blocks of digital graphics. The resolution of an image, measured in pixels per inch (PPI) or dots per inch (DPI), determines its clarity and quality. Formats like JPEG compress images to balance file size and quality, while tint adjustments control color variations to achieve desired visual effects in designs. Understanding these elements helps designers create impactful visuals that communicate effectively across various media platforms.

Can you fill in the blanks with the correct terms from the text?

1.Images in graphic design are made up of small units called _____.
2.The _____ of an image determines its clarity and quality.
3.JPEG is a format that balances _____ and quality in images.
4.Adjusting _____ helps control color variations in designs.
5.Understanding these elements helps designers create impactful visuals across various _____ platforms.

WATCH THE VIDEO ABOUT 5 TOP FREE PHOTO EDITORS SOFTWARE AND ANSWER THE QUESTIONS?

1. List all the names of photo editors' free software which is given in the video.

2. Write one or two features of Adobe Express.

3. What does it give you if you upgrade PIXLR X?

4. Why is PHOTOPEA on top of the list?



Graphic Arts
PAGE 34
NOVEMBER ISSUE

Nowadays, anyone can edit **graphics**. But new users encounter many difficulties. Here are some common problems and solutions:

Problem: The image is dark or has a strange **tint**.
Cause: Poor **exposure** or bad lighting.
Solution: Adjust the **contrast** using a **graphic editing program**.

Problem: There is white space around the image.
Solution: **Crop** the picture. This removes unnecessary parts.

Problem: The photograph is blurry.
Cause: Low **resolution**.
Solution: Increase the number of **pixels** in the image. This makes it sharper. Or **resize** the picture and make it smaller. Also, save the photo as a **JPEG** file. This format creates high quality photographs.

2 Read the article from Graphic Arts Magazine. Then choose the correct answers.

1 What is the article mostly about?
- A why people edit graphics
- B how to edit graphics
- C the causes of poor exposure
- D how to crop a picture

2 According to the article, how can you remove unwanted parts of images?
- A crop the picture
- B resize the image
- C save the picture as a JPEG
- D increase the number of pixels

3 According to the article, what is NOT a way to fix a blurry photo?
- A resize the photo
- B increase the lighting
- C save in JPEG format
- D increase the amount of pixels



LISTENING

Listen to a telephone conversation between a customer and an IT worker

Saving photos as JPEG will keep them from being too burry



PRODUCT

Cropping a picture fixes poor exposure

Adjusting program lets you change aspects of a picture

Listen to a telephone conversation between a customer and an IT worker. Mark the following statements as *True* or *False*.

1 Cropping a picture fixes poor exposure.

True
False

2 An editing program lets you change aspects of a picture.

True
False

3 Saving photos as JPEGs will keep them from being too blurry.

True
False



Listen again and complete the conversation

IT Worker: Thanks for calling Picture Perfect's support center. How can I help you?
Customer: I want to put a picture on my website, but it's too dark. Is there a way to fix 1) _____ _____?
IT Worker: Do you have a 2) _____ _____ program?
Customer: Yes, but I never use it. I just don't know how.
IT Worker: No problem. 3) _____ the file with the program and find the contrast controls.
Customer: Is that in the 4) _____ _____?
IT Worker: It is. Increase the 5) _____ to lighten the picture.
Customer: Great! Thanks.

Answers: 1. poor exposure; 2. graphic editing; 3. open; 4. edit menu; 5. contrast

Watch a video on how to use elements of design in Canva and answer the questions.



1. What is the keyboard shortcut to add a line in a Canva design?

2. What is the keyboard shortcut for adding a text box to your design?

Project-Based Learning. Using graphic designing in Canva

Using Canva for graphic design is straightforward and user-friendly. Here's a step-by-step guide to help you get started:

Getting Started

1**. Sign Up/Login:**

Go to Canva's website (www.canva.com) and sign up for an account using your email, Google, or Facebook account. If you already have an account, simply log in.

2. **Choose a Design Type:**

Once logged in, Canva will present you with a variety of design types such as social media posts, presentations, posters, etc. Choose the type of design you want to create.

3. **Select a Template:**

Canva offers numerous templates to choose from. Browse through the template library or use the search bar to find a specific style or theme.

4. **Customize Your Design:**

After selecting a template, you can customize it extensively.

Text: Click on any text box to edit the text, and change fonts, colors, and alignment.

Images: Upload your own images or choose from Canva's extensive library of stock photos and illustrations. Drag and drop images into your design.

Backgrounds: Change the background color or choose an image as your background.

Elements: Add elements like shapes, icons, lines, and illustrations to enhance your design. These can be found in the "Elements" tab on the left-hand side.

5. **Arrange and Align:**

Use the toolbar at the top to arrange your elements (e.g., bring to front, send backward) and align them perfectly.

6. **Use Canva's Features:**

Explore additional features like charts, graphs, frames, and stickers available under the "Elements" and "More" tabs.

Saving and Downloading

7. **Save Your Design:**

Canva automatically saves your work as you go. However, you can manually save by clicking the "File" menu and selecting "Save" or "Save as template" if you want to reuse the design as a template.

8. **Download Your Design:**

Once you're satisfied with your design, click the "Download" button at the top-right corner. Choose your preferred file format (e.g., JPG, PNG, PDF) and quality, then click "Download" to save it to your device.

SPEAKING

USE LANGUAGE SUCH AS:

Is there a way to fix poor exposure?

Do you have a graphic editing program?

Increase the contrast to lighten the picture.

Student A: You are a support center worker. Student B needs help editing a photograph. Talk about:

- what the editing software is
- what the problem is
- how to fix the problem

Student B: You are a customer calling Picture Perfect's support center. Answer Student A's questions.



HOME ASSIGNMENT

Edit some of the images using graphic designer software like Canva.

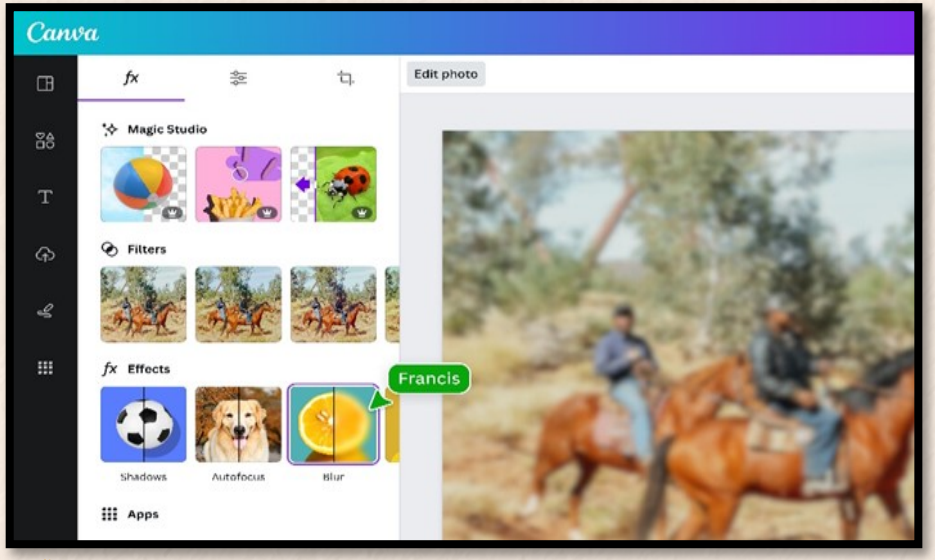



THANK YOU FOR YOUR ATTENTION



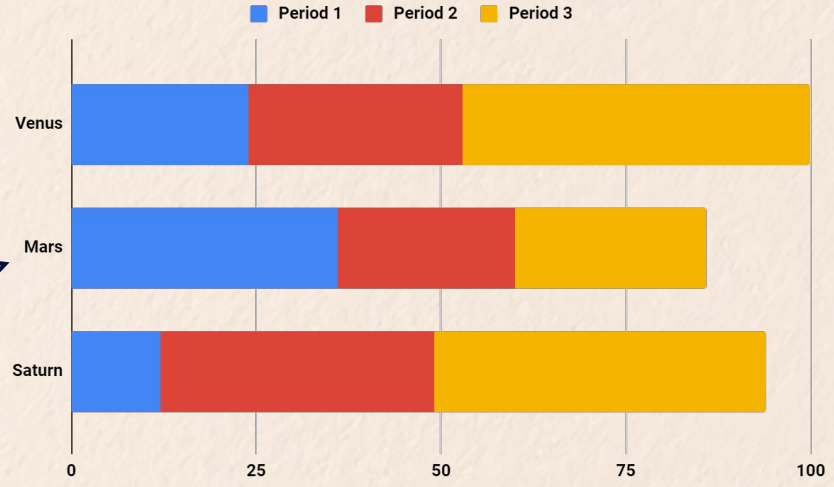

TAKE CARE☺